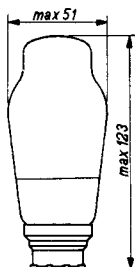
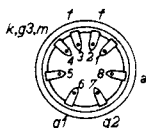
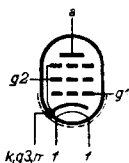


OUTPUT PENTODE for use in class AB
 PENTHODE DE SORTIE pour utilisation en classe AB
 ENDPENTHODE zur Verwendung in Klasse AB

Heating : indirect by A.C. or D.C.;
 parallel supply
 Chauffage: indirect par C.A. ou C.C.; $V_f = 6,3$ V
 alimentation en parallèle $I_f = 1,35$ A
 Heizung : indirekt durch Wechsel-
 oder Gleichstrom;
 Parallelspeisung



Capacities
 Capacités
 Kapazitäten

$C_{ag1} < 0,8$ pF

Operating conditions class AB
 Caractéristiques d'utilisation classe AB
 Betriebsdaten Klasse AB

V_a	=	375	V	
V_{g2}	=	275	V	
R_k	=	165	Ω	
$R_{aa'}$	=	6,5	k Ω	
V_1	=	0	V _{eff}	
		16		
I_a	=	2x48	2x62	mA
I_{g2}	=	2x5	2x9	mA
W_o	=	0	28,5	W
d	=	-	2,3	%

Limiting values
 Caractéristiques limites
 Grenzdaten

V_{a_0}	= max.	600 V
V_a	= max.	375 V
W_a	= max.	18 W
V_{g2_0}	= max.	600 V
V_{g2}	= max.	275 V
$W_{g2} (V_i = 0)$	= max.	2 W
$W_{g2} (W_o = \text{max.})$	= max.	3,5 W
I_k	= max.	90 mA
$V_{g1} (I_{g1} = +0,3 \mu A)$	= max.	-1,3 V
R_{g1}	= max.	0,7 M Ω
V_{fk}	= max.	50 V
R_{fk}	= max.	5 k Ω

PHILIPS



*Electronic
Tube*

HANDBOOK

	4689	
page	sheet	date
1	1	1948.08.25
2	2	1948.08.25
3	FP	1999.06.07