

PENTODE

DESCRIPTION

The GL-5725 is a miniature, dual-control, radio-frequency pentode designed for dependable operation under conditions encountered in mobile and aircraft service. The control grid and the

suppressor grid can be used as independent control elements. The tube is suitable for use in gated or gain-controlled amplifiers, and in delay or mixer circuits.

TECHNICAL INFORMATION

GENERAL

Electrical Data

Cathode—Indirectly Heated	
Heater Voltage (A-C or D-C).....	6.3 Volts
Heater Current (Nominal).....	0.175 Ampere
Direct Interelectrode Capacitances*	
Grid No. 1 to Plate.....	0.01 uuf
Grid No. 1 to All Other Electrodes Except Plate.....	3.9 uuf
Plate to All Other Electrodes Except Grid No. 1.....	3.0 uuf
Grid No. 1 to Grid No. 3.....	0.1 uuf



GENERAL  ELECTRIC

Supersedes ETX-258 dated 6-50

TECHNICAL INFORMATION (CONT'D)

Mechanical Data

- Mounting position—any
- Envelope—T-5½ glass
- Base—Miniature button 7-pin, E7-1

MAXIMUM RATINGS, Design Center Values

Plate voltage.....	180 volts
Grid No. 2 voltage.....	140 volts
Grid No. 3 voltage.....	27 volts
Plate dissipation.....	1.7 watts
Grid No. 2 dissipation.....	0.75 watt
Cathode current.....	18 milliamperes
Heater-cathode voltage.....	90 volts
Bulb temperature.....	120 C

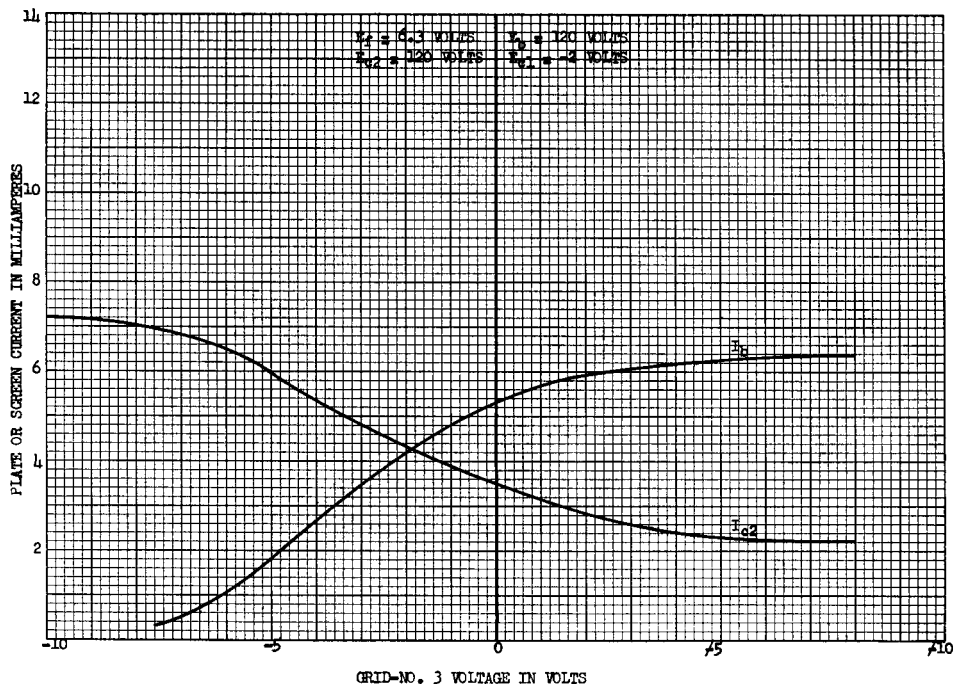
TYPICAL OPERATION

Plate voltage.....	120 volts
Grid No. 3 voltage.....	0 volts
Grid No. 2 voltage.....	120 volts
Grid No. 1 voltage.....	-2 volts
Plate current.....	5.2 milliamperes
Grid No. 2 current.....	3.5 milliamperes
Transconductance	
Grid No. 1 to plate.....	3200 micromhos
Grid No. 3 to plate.....	470 micromhos
Heater cycles of intermittent operation, minimum**.....	5000 cycles

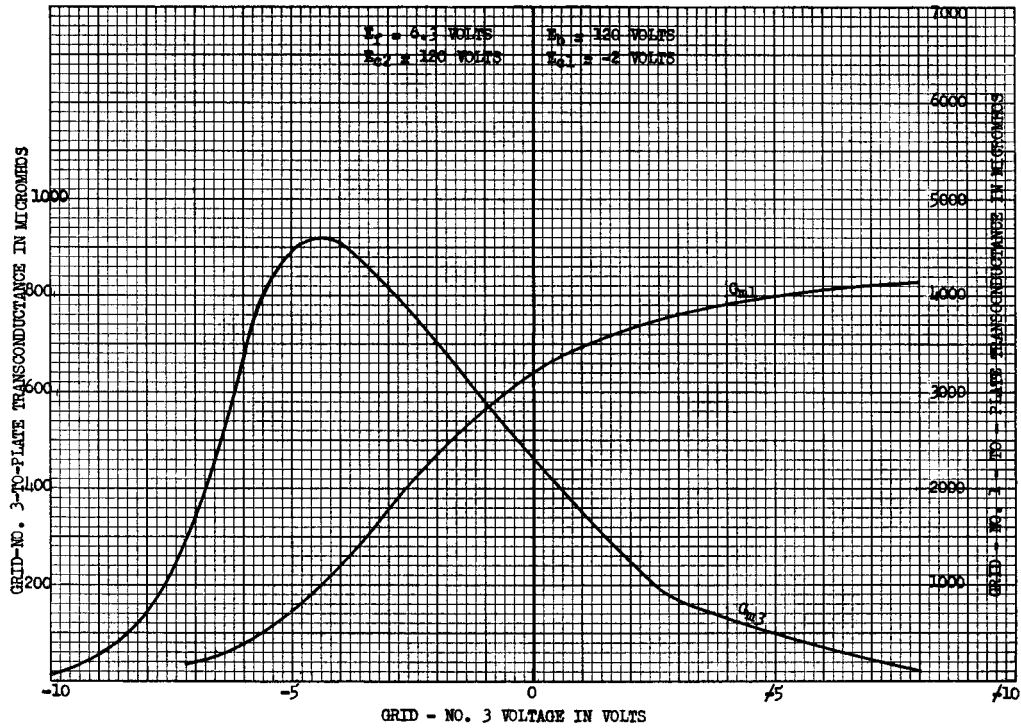
*With external shield.

**The 5725 heater is designed to withstand at least 5000 cycles of intermittent operation at 7.5 volts.

AVERAGE CHARACTERISTICS



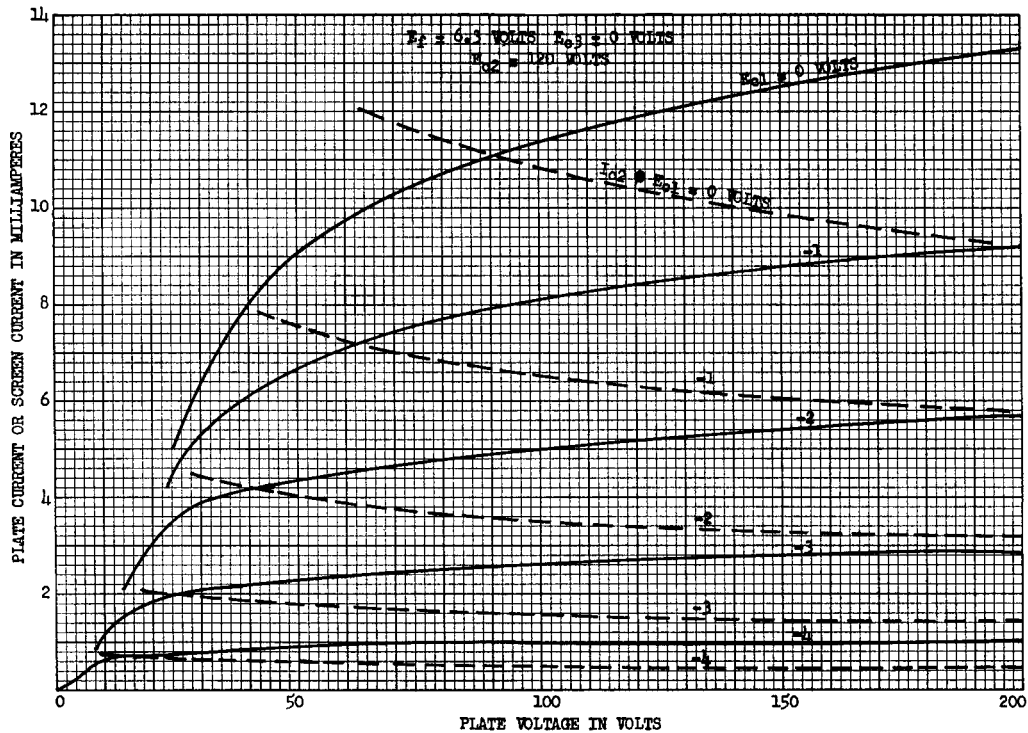
AVERAGE CHARACTERISTICS



K-69087-72A472

7-19-51

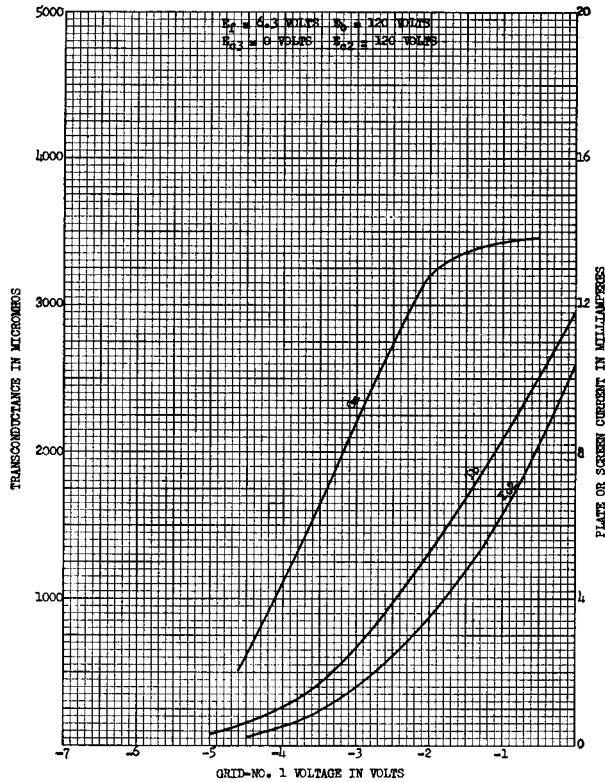
AVERAGE PLATE CHARACTERISTICS



K-69087-72A474

7-25-51

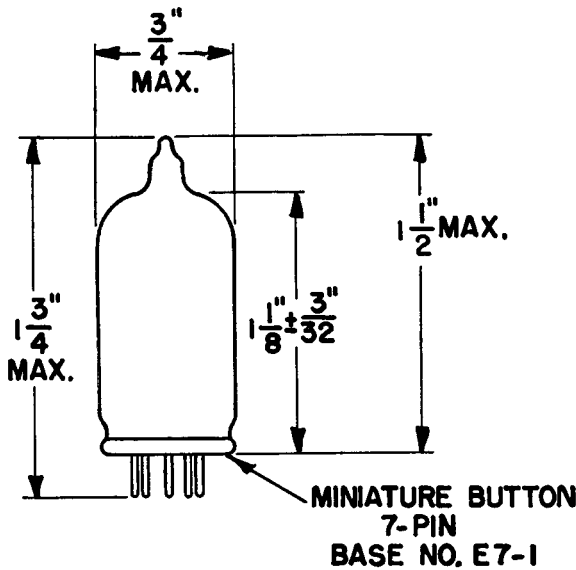
AVERAGE CHARACTERISTICS



K-69087-72A473


7-23-51

OUTLINE
 GL-5725



N-15171AZ

BASING DIAGRAM



7CM

- PIN 1: GRID NO. 1
- PIN 2: CATHODE
- PIN 3: HEATER
- PIN 4: HEATER
- PIN 5: PLATE
- PIN 6: GRID NO. 2
- PIN 7: GRID NO. 3

2-21-50

Tube Department

GENERAL ELECTRIC

Schenectady, N. Y.